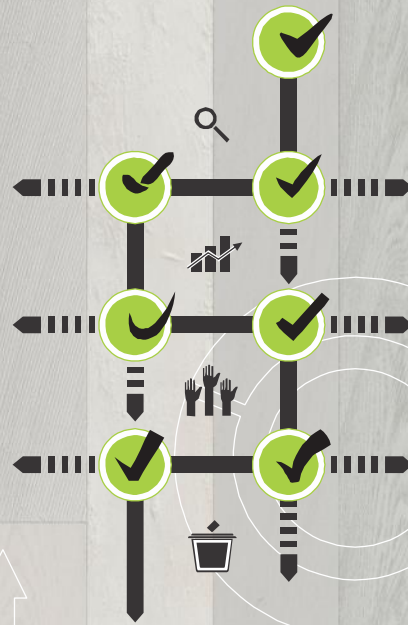


2017 **قۇماندا ئۆلكىسىنىڭ**  
**قۇماندا ئۆلكىسىنىڭ**



**Local Councils Election 2017  
Statistical Report**

©Elections Commission

©އިރުވާރާ ސަރުކާރުގެ ޖަހާރު

**Published by:**

ސަރުކާރުގެ ޖަހާރު:

Elections Commission

އިރުވާރާ ސަރުކާރުގެ ޖަހާރު

Elections Co-ordination and Planning Division

އިރުވާރާ ސަރުކާރުގެ ޖަހާރުގެ ސަރުކާރުގެ ޖަހާރުގެ ޖަހާރުގެ ޖަހާރު

Planning, Statistics and Archives Section

ޖަހާރުގެ ޖަހާރުގެ ޖަހާރުގެ ޖަހާރުގެ ޖަހާރުގެ ޖަހާރު

Ports Complex, 5th Floor

ޖަހާރުގެ ޖަހާރުގެ ޖަހާރުގެ ޖަހާރުގެ ޖަހާރުގެ ޖަހާރު

Hilaalee Magu

ރާއްޖޭގެ ޖަހާރު

Male', 20307

މާލެ، 20307

**Tel:** (+960) 3322241 / (+960) 3004453

ފޯން: (+960)3004453، (+960)3322241

**Fax:** (+960) 3323997

ފެކްސް: (+960)3323997

**Website:** www.elections.gov.mv

ވޭބްސައިޓް: www.elections.gov.mv

**Email:** info@elections.gov.mv

އިމެއިލް: info@elections.gov.mv



## PREFACE

This Report is inscribed in accordance to the Statistics gathered from the Local Council Elections 2017; held on the authority of Article 110 of the Constitution of the Republic of Maldives. The first round of this Election was held in 06<sup>th</sup> May 2017.

Execution of Local Council Elections 2017 was organized according to the experiences attained from the preceding Local Council Elections, and implemented with the intention to provide an enhanced, transparent, and a fair Election for the citizens of Maldives. Hence, Local Council Elections 2017 can be mentioned as a straightforward and efficient election achieved. Also, it is with immense contentment that I would like to indicate the fact that this Election has been acknowledged as a successful Election by Maldivians, as well as that of International populaces.

The Constitution of the Republic of Maldives, along with additional constitutions has been followed systematically and in an impartial manner throughout the execution of Local Council Elections 2017. Moreover, the opportunity to Monitor and observe the elections was granted to Maldivians along with International populaces to ensure an ethical, transparent Election was implemented.

The report includes key statistical information on candidates and electors, distribution of seats by political parties, participation of women in the election, details of ballot boxes, participation of observers and monitors, complaints lodged, election expenditure, results of individual candidates etc. This report is published on the Commission's official website ([www.elections.gov.mv](http://www.elections.gov.mv)).

The Elections Commission extends its gratitude to all those who extended their assistance and cooperation to the Elections Commission to enable it to conduct its second Local Councils Election in a free, fair, transparent, efficient and peaceful manner.

Ahmed Sulaiman

Chairman of the Elections Commission



محتوى

CONTENTS

سجود سرد

PAGE NO

List of abbreviation used	07	قوائم الاختصار المستخدمة
Overview of the election	07	معلومات عامة عن الانتخابات
Eligible voters data summary	09	ملخص بيانات الناخبين المؤهلين
Candidates data summary	10	ملخص بيانات المرشحين
Number of seats allocated and number of candidates contested	11	عدد المقاعد المخصصة وعدد المرشحين المتنافسين
Distribution of candidates applied, withdrawn, rejected and contested by political parties	24	توزيع المرشحين المقدمين، المسحوبين، الراضين، والمتنافسين من قبل الأحزاب السياسية
Elected members from political parties and individuals	25	أعضاء المنتخبين من الأحزاب السياسية والأفراد

Female candidates	27	المرشحات
Elections Officials	28	المرشحات
Observers	32	المراقبون
Foreign Observers	34	المراقبون الأجانب
Monitors	35	المراقبون
Complaints	38	المرشحات
Calls received by election hotline (1414)	42	المرشحات (1414) والمرشحات
Election expenditure	45	المرشحات
Results	49	المرشحات

ބޭނުންކުރާ ލަފްޔުތަކުގެ ލިސްޓް

LIST OF ABBREVIATIONS USED

M.D.P	-Maldivian Democratic Party	ދިވެހިރާއްޖޭގެ ދިމާތީ ދާއިރާ - ޖެމްހޯރީ ޕާޓީ	އެމް.ޖެމް.ޕީ
PPM	-Progressive Party of Maldives	ދިވެހިރާއްޖޭގެ ޕްރޮގްރެސިވް ޕާޓީ	ޕީ.ޕީ.ޕީ
MDA	-Maldives Development Alliance	ދިވެހިރާއްޖޭގެ ބެނެފިޓް ޕާޓީ - ޕްރޮގްރެސިވް ޕާޓީ	އެމް.ޖެމް.ޕީ
D.R.P	-Dhivehi Rayyithunge Party	ދިވެހިރާއްޖޭގެ ރިފޯމް ޕާޓީ	އެމް.ޖެމް.ޕީ
J.P	-Jumhooree Party	ޖެމްހޯރީ ޕާޓީ	ޖެމް.ޕީ
T.P	-Transparency Maldives	ދިވެހިރާއްޖޭގެ ޕްރެޝްޓިޓީ ޕާޓީ	ޕީ.ޕީ.ޕީ



المرشحين للانتخابات

OVERVIEW OF THE ELECTION

DATE OF ELECTION ANNOUNCED:			المرشحين للانتخابات
	1st Round	08th January 2017	المرشحين للانتخابات
	Another Round	20th March 2017	المرشحين للانتخابات
DATE OF ELECTION:			المرشحين للانتخابات
	1st Round	06th May 2017	المرشحين للانتخابات
	2nd Round	20th May 2017	المرشحين للانتخابات
CANDIDACY APPLICATION PERIOD:		08th January 2017 to 09th January 2017	المرشحين للانتخابات
LAST DATE OF WITHDRAWAL:		10th March 2017	المرشحين للانتخابات
POLLING HOUR:		08:00—16:00	المرشحين للانتخابات
NO. OF OBSERVERS:		898	المرشحين للانتخابات
NO. OF MONITORS:		634	المرشحين للانتخابات
NO. OF CANDIDATES' REPRESENTATIVES:		1149	المرشحين للانتخابات
NO. OF OFFICIALS:		3457	المرشحين للانتخابات
NO. OF BALLOT BOXES:		422	المرشحين للانتخابات
ELECTION EXPENDITURE:		46,220,447	المرشحين للانتخابات

ඉදිරිපත් කළ හැකි මැතිකරුවන් සාරාංශය

**ELIGIBLE VOTERS SUMMARY**

මැතිකරුවන්ගේ විවිධ ආකාරය

TYPES OF COUNCILS

	දූප	මැතිකරුවන්ගේ	නගර	එකතුව	
	Island	Atoll	City	Total	
<b>ELIGIBLE VOTERS</b>					ඉදිරිපත් කළ හැකි මැතිකරුවන් සංඛ්‍යාව
Male	90,537	90,537	40,701	131,238	මුරුමුණු
Female	86,624	86,624	38,125	124,749	බැරැහැණු
Total	177,161	177,161	78,826	255,987	එකතුව
<b>VOTERS</b>					ඉදිරිපත් කළ මැතිකරුවන් සංඛ්‍යාව
Male	64,203	64,203	20,261	84,464	මුරුමුණු
Female	64,271	64,271	19,392	83,663	බැරැහැණු
Total	128,474	128,474	39,653	168,127	එකතුව
<b>VALID VOTES</b>					සාවධ්‍ය ඉදිරිපත් කළ
Votes	397,834	147,118	17,212	562,164	ඉදිරිපත් කළ
Percentage	96.44	94.33	97.65	95.92	මුළු සංඛ්‍යාවට
<b>INVALID VOTES</b>					ඉදිරිපත් කළ නොහැකි
Votes	14,681.00	8,836.00	415.00	23,932.00	ඉදිරිපත් කළ
Percentage	3.56	5.67	2.35	4.08	මුළු සංඛ්‍යාවට

	මුරුමුණු	බැරැහැණු	එකතුව	
	Male	Female	Total	
No. of Eligible Voters	131238	124749	255987	ඉදිරිපත් කළ හැකි මැතිකරුවන් සංඛ්‍යාව
No. of Voters	84464	83663	168127	ඉදිරිපත් කළ මැතිකරුවන් සංඛ්‍යාව
Voter turnout	64.36	67.07	65.68	ඉදිරිපත් කළ මැතිකරුවන්ගේ ප්‍රතිශතය

نامزدین نامزدین نامزدین نامزدین نامزدین  
CANDIDATES DATA SUMMARY

	TYPES OF COUNCILS				
	جزیرہ	رہوڑ	شہر	مجموعہ	
	Island	Atoll	City	Total	
<b>NOMINATIONS FILED</b>					
Male	1,183	153	52	1,388	مرد
Female	117	5	7	129	عورت
Total	1,300	158	59	1,517	مجموعہ
<b>NOMINATIONS WITHDRAWN</b>					
Male	31	6	1	38	مرد
Female	2	0	0	2	عورت
Total	33	6	1	40	مجموعہ
<b>NOMINATIONS CANCELLED</b>					
Male	18	3	1	22	مرد
Female	1	0	0	1	عورت
Total	19	3	1	23	مجموعہ
<b>CONTESTING CANDIDATES</b>					
Male	1,170	151	51	1,372	مرد
Female	111	5	8	124	عورت
Total	1,281	156	59	1,496	مجموعہ
<b>ELECTED MEMBERS</b>					
Male	529	66	19	614	مرد
Female	34	1	4	39	عورت
Total	563	67	23	653	مجموعہ
<b>NO. OF CONSTITUENCIES AND COUNCIL MEMBERS</b>					
Type	جزیرہ	رہوڑ	شہر	مجموعہ	
	Island	Atoll	City	Total	
No. of Constituencies	179	18	3	200	مجلسات
No. of Council Members	563	67	23	653	اعضاء

ދިވެހިރާއްޖޭގެ ރާއްޖޭގެ ރަށުގެ ރަށުގެ 2017 ވަނަ ފަހަރުގެ ރަށުގެ ރަށުގެ

**TABLE 1: NUMBER OF SEATS ALLOCATED AND THE NUMBER OF CANDIDATES CONTESTED FOR THE ISLAND COUNCILS**

Council	ދިވެހިރާއްޖޭގެ ރާއްޖޭގެ ރަށުގެ ރަށުގެ	ދިވެހިރާއްޖޭގެ ރާއްޖޭގެ ރަށުގެ ރަށުގެ	ދިވެހިރާއްޖޭގެ ރާއްޖޭގެ ރަށުގެ ރަށުގެ
Constituencie	No. of Members to be Selected	No. of Contested Candidates	ދިވެހިރާއްޖޭގެ ރާއްޖޭގެ ރަށުގެ ރަށުގެ
ISLAND COUNCILS	179	563	1282
			179

Council	ދިވެހިރާއްޖޭގެ ރާއްޖޭގެ ރަށުގެ ރަށުގެ	ދިވެހިރާއްޖޭގެ ރާއްޖޭގެ ރަށުގެ ރަށުގެ	ދިވެހިރާއްޖޭގެ ރާއްޖޭގެ ރަށުގެ ރަށުގެ
	No. of Members to be Selected	No. of Contested Candidates	ދިވެހިރާއްޖޭގެ ރާއްޖޭގެ ރަށުގެ ރަށުގެ
HA· Island Councils	14	48	98
Baarah	3	3	8
Dhidhoo	5	5	10
Filadhoo	3	3	7
Hoarafushi	5	5	13
Ihavandhoo	5	5	12
Kelaa	3	3	6
Maarandhoo	3	3	8
Molhadhoo	3	3	5
Muraidhoo	3	3	7
Thakandhoo	3	3	5
Thuraakunu	3	3	5
Uligamu	3	3	4
Utheemu	3	3	4
Vashafaru	3	3	4

<b>HDh· Island Councils</b>	<b>13</b>	<b>41</b>	<b>101</b>	<b>13</b>	13
Finney	3	7	7	7	7
Hanimaadhoo	3	7	7	7	7
Hirimaradhoo	3	5	5	5	5
Kulhudhufushi	5	14	14	14	14
Kumundhoo	3	8	8	8	8
Kurin'bi	3	6	6	6	6
Makunudhoo	3	8	8	8	8
Naivaadhoo	3	8	8	8	8
Neilaidhoo	3	8	8	8	8
Neykurendhoo	3	7	7	7	7
Nolhivaram	3	9	9	9	9
Nolhivaranfaru	3	7	7	7	7
Vaikaradhoo	3	7	7	7	7
<b>Sh· Island Councils</b>	<b>14</b>	<b>42</b>	<b>95</b>	<b>14</b>	14
Bilehfahi	3	7	7	7	7
Feevah	3	11	11	11	11
Feydhoo	3	5	5	5	5
Foakaidhoo	3	7	7	7	7
Funadhoo	3	5	5	5	5
Goidhoo	3	6	6	6	6
Kanditheemu	3	5	5	5	5
Komandoo	3	6	6	6	6
Lhaimagu	3	4	4	4	4
Maaungoodhoo	3	6	6	6	6
Maroshi	3	7	7	7	7
Milandhoo	3	7	7	7	7
Narudhoo	3	10	10	10	10
Noomaraa	3	9	9	9	9

<b>N. Island Councils</b>	<b>13</b>	<b>39</b>	<b>83</b>	<b>13</b>	سر. 13 2017 2017 2017 2017
Fodhdhoo	3	4	4	2017 2017	
Hen'badhoo	3	6	6	2017 2017	
Holhudhoo	3	6	6	2017 2017	
Kendhikulhudhoo	3	8	8	2017 2017 2017 2017	
Kudafari	3	6	6	2017 2017	
Landhoo	3	6	6	2017 2017	
Lhohi	3	5	5	2017 2017	
Maafaru	3	9	9	2017 2017	
Maalhendhoo	3	6	6	2017 2017	
Magoodhoo	3	4	4	2017 2017	
Manadhoo	3	6	6	2017 2017	
Miladhoo	3	7	7	2017 2017	
Velidhoo	3	10	10	2017 2017	
<b>R. Island Councils</b>	<b>15</b>	<b>47</b>	<b>103</b>	<b>15</b>	سر. 15 2017 2017 2017 2017
Alifushi	3	6	6	2017 2017	
Angolhitheemu	3	9	9	2017 2017 2017	
Dhuvaafaru	5	11	11	2017 2017 2017	
Fainu	3	6	6	2017 2017	
Hulhudhuffaaruu	3	7	7	2017 2017 2017	
Inguraidhoo	3	6	6	2017 2017	
Innamaadhoo	3	7	7	2017 2017	
Kinolhahu	3	3	3	2017 2017	
Maakurathu	3	7	7	2017 2017	
Maduvvari	3	6	6	2017 2017	
Meedhoo	3	9	9	2017 2017	
Rasgetheemu	3	7	7	2017 2017	
Rasmaadhoo	3	5	5	2017 2017	
Ungoofaaruu	3	8	8	2017 2017	
Vaadhoo	3	6	6	2017 2017	

<b>B. Island Councils</b>	<b>13</b>	<b>41</b>	<b>86</b>	<b>13</b>	<b>1. 13 2017 2017 2017 2017 2017</b>
Dharanvadhoo	3	3	6	3	2017 2017
Dhonfanu	3	3	6	3	2017 2017
Eydhafushi	5	5	12	5	2017 2017
Fehendhoo	3	3	5	3	2017 2017
Fulhadhoo	3	3	7	3	2017 2017
Goidhoo	3	3	4	3	2017 2017
Hithaadhoo	3	3	6	3	2017 2017
Kamadhoo	3	3	6	3	2017 2017
Kendhoo	3	3	8	3	2017 2017
Kihaadhoo	3	3	8	3	2017 2017
Kudarikilu	3	3	5	3	2017 2017
Maalhos	3	3	5	3	2017 2017
Thulhaadhoo	3	3	8	3	2017 2017
<b>Lh. Island Councils</b>	<b>4</b>	<b>16</b>	<b>36</b>	<b>4</b>	<b>1. 4 2017 2017 2017 2017 2017</b>
Hinnavaru	5	5	10	5	2017 2017
Kurendhoo	3	3	10	3	2017 2017
Naifaru	5	5	11	5	2017 2017
Olhuvelifushi	3	3	5	3	2017 2017
<b>K. Island Councils</b>	<b>9</b>	<b>27</b>	<b>69</b>	<b>9</b>	<b>1. 9 2017 2017 2017 2017 2017</b>
Dhiffushi	3	3	10	3	2017 2017
Gaafaru	3	3	8	3	2017 2017
Gulhi	3	3	7	3	2017 2017
Guraidhoo	3	3	7	3	2017 2017
Hinmafushi	3	3	8	3	2017 2017
Huraa	3	3	6	3	2017 2017
Kaashidhoo	3	3	10	3	2017 2017
Maafushi	3	3	8	3	2017 2017
Thulusdhoo	3	3	5	3	2017 2017

<b>AA- Island Councils</b>	<b>8</b>	<b>24</b>	<b>50</b>	<b>8</b>	<b>AA- ރާއްޖޭގެ ރަށުގެ ރައީސުންނަށް</b>
Bodufolhudhoo	3	7	7	ބޮޑުބޮޑު	
Feridhoo	3	5	5	ފަރިދު	
Himandhoo	3	5	5	ހިމަންދު	
Maalhos	3	6	6	މާލުޅ	
Mathiveri	3	7	7	މަތިވަރި	
Rasdhoo	3	6	6	ރާސު	
Thoddoo	3	8	8	ތޮއްދު	
Ukulhas	3	6	6	އުކުލަހަ	
<b>ADh- Island Councils</b>	<b>10</b>	<b>30</b>	<b>68</b>	<b>10</b>	<b>ADh- ރާއްޖޭގެ ރަށުގެ ރައީސުންނަށް</b>
Dhangethi	3	6	6	ދަނަޅުތި	
Dhidhdhoo	3	3	3	ދިއްދު	
Dhigurah	3	7	7	ދިގުދިގު	
Fenfushi	3	7	7	ފަންފުޅި	
Hangnaameedho	3	7	7	ހަންނާމީދު	
Kunburudhoo	3	5	5	ކުނުބުރުދު	
Maamigili	3	11	11	މާމިގިލި	
Mahibadhoo	3	6	6	މަހިބަދު	
Mandhoo	3	7	7	މަންދު	
Omadhoo	3	9	9	އޮމަދު	
<b>V- Island Councils</b>	<b>5</b>	<b>15</b>	<b>29</b>	<b>5</b>	<b>V- ރާއްޖޭގެ ރަށުގެ ރައީސުންނަށް</b>
Felidhoo	3	6	6	ފަލިދު	
Fulidhoo	3	6	6	ފުލިދު	
Keyodhoo	3	6	6	ކީޔޮދު	
Rakeedhoo	3	5	5	ރާކީދު	
Thinadhoo	3	6	6	ތިނަދު	
<b>M- Island Councils</b>	<b>8</b>	<b>24</b>	<b>45</b>	<b>8</b>	<b>M- ރާއްޖޭގެ ރަށުގެ ރައީސުންނަށް</b>
Dhiggaru	3	5	5	ދިގުގަހު	
Kolhufushi	3	7	7	ކޮލުހުފުޅި	







2: 2017 2017 2017 2017 2017

**TABLE 2: NUMBER OF SEATS ALLOCATED AND THE NUMBER OF CANDIDATES CONTESTED FOR THE ATOLL COUNCILS**

Council	Constituencies	No. of Members to be Selected	No. of Contested Candidates	No. of Contested Candidates
ATOLL COUNCILS	18	67	156	18
HA. Atoll Councils	5	5	10	5
	Baarah	1	2	
	Dhidhoo	1	2	
	Hoarafushi	1	2	
	Ihavandhoo	1	2	
	Kelaa	1	2	
HDh. Atoll Councils	6	6	11	6
	Hanimaadhoo	1	2	
	Kulhudhuffushi Dhekun	1	2	
	Kulhudhuffushi Uthuru	1	2	
	Makunudhoo	1	2	
	Nolhivaram	1	1	
	Vaikaradhoo	1	2	



<b>ADh· Atoll Councils</b>	<b>3</b>	<b>3</b>	<b>7</b>	<b>3</b>	3
Dhangethi		1	2	2	2
Maamigili		1	3	3	3
Mahibadhoo		1	2	2	2
<b>V· Atoll Council</b>	<b>1</b>	<b>3</b>	<b>6</b>	<b>1</b>	1
<b>M· Atoll Council</b>	<b>1</b>	<b>3</b>	<b>5</b>	<b>1</b>	1
<b>F· Atoll Council</b>	<b>1</b>	<b>3</b>	<b>9</b>	<b>1</b>	1
<b>Dh· Atoll Council</b>	<b>1</b>	<b>3</b>	<b>6</b>	<b>1</b>	1
<b>Th· Atoll Councils</b>	<b>4</b>	<b>4</b>	<b>11</b>	<b>4</b>	4
Guraidhoo		1	2	2	2
Kinbidhoo		1	5	5	5
Thimarafushi		1	2	2	2
Vilufushi		1	2	2	2
<b>L· Atoll Councils</b>	<b>4</b>	<b>4</b>	<b>14</b>	<b>4</b>	4
Fonadhoo		1	5	5	5
Gan		1	3	3	3
Isdhoo		1	3	3	3
Maavah		1	3	3	3
<b>GA· Atoll Councils</b>	<b>3</b>	<b>3</b>	<b>7</b>	<b>3</b>	3
Dhaandhoo		1	2	2	2
Gemanafushi		1	3	3	3
Viligili		1	2	2	2
<b>GDh· Atoll Councils</b>	<b>5</b>	<b>5</b>	<b>12</b>	<b>5</b>	5
Faresmaathodaa		1	3	3	3
Gadhdhoo		1	2	2	2
Madaveli		1	2	2	2
Thinadhoo Dhekunu		1	3	3	3
Thinadhoo Uthuru		1	2	2	2



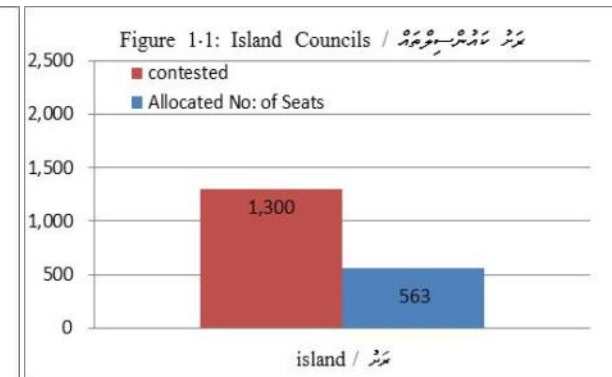
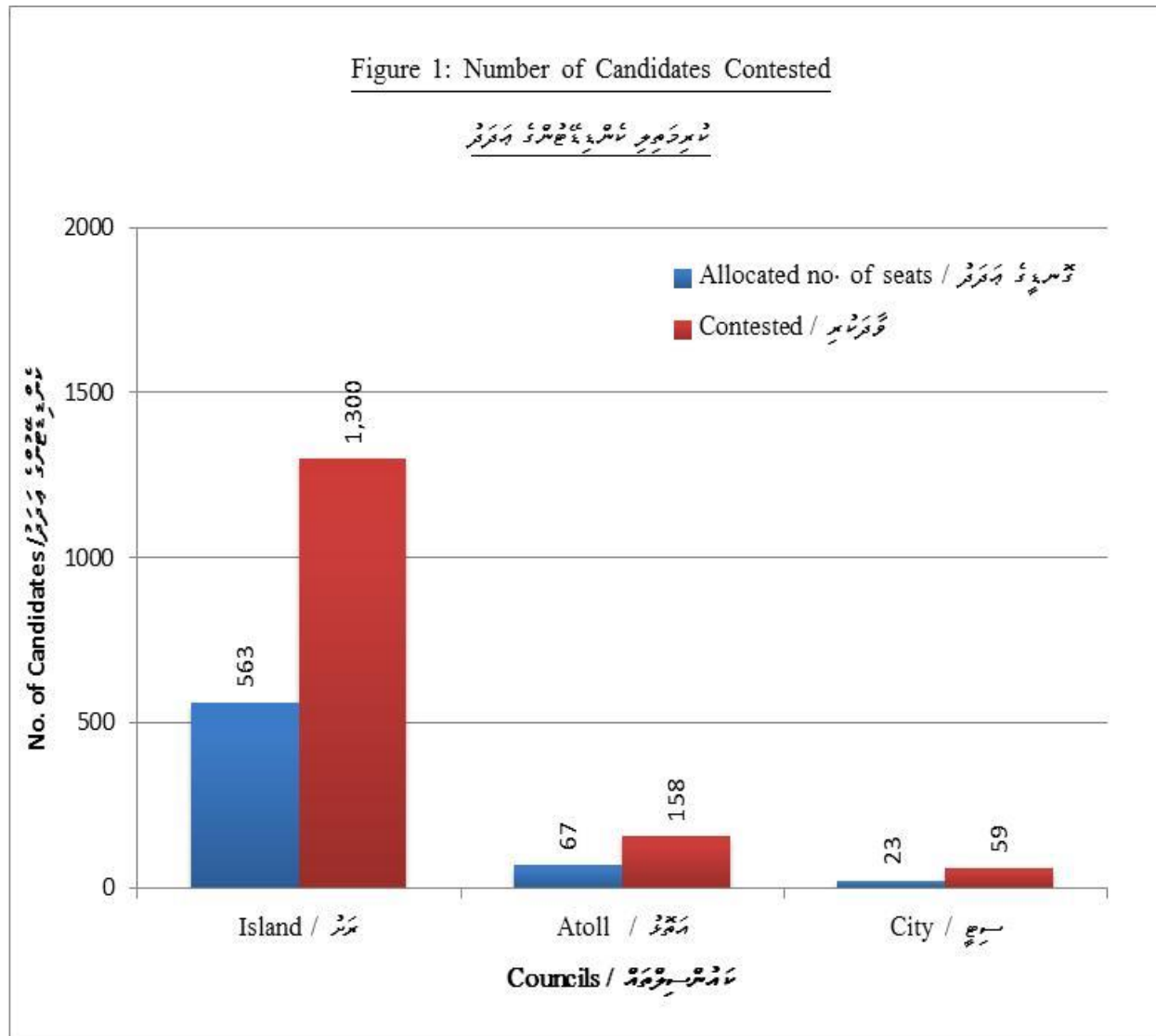
සටහන 3: සියලුම පළාත් පාලන සභා සඳහා වෙන් කළ තනතුරු සංඛ්‍යාව සහ තේරුම් ගැනීමට තරම් වූ අයෙහි සංඛ්‍යාව

**TABLE 3: NUMBER OF SEATS ALLOCATED AND THE NUMBER OF CANDIDATES CONTESTED FOR THE CITY COUNCILS**

Council Constituencies	No. of Members to be Selected	No. of Contested Candidates	සියලුම පළාත් පාලන සභා	
			වෙන් කළ තනතුරු	තරම් වූ අයෙහි
CITY COUNCILS	3	59	23	3

Council	No. of Members to be Selected	No. of Contested Candidates	සියලුම පළාත් පාලන සභා	
			වෙන් කළ තනතුරු	තරම් වූ අයෙහි
Malé City Councils	13	33	13	13
Galolhu Dhekunu	1	2	1	2
Galolhu Uthuru	1	2	1	2
Henveyru Dhekunu	1	3	1	3
Henveyru Uthuru	1	2	1	2
HulhuHenveyru Dhaaira	1	3	1	3
Maafannu Dhekunu	1	4	1	4
Maafannu Hulhangu	1	2	1	2
Maafannu Medhu	1	2	1	2
Maafannu Uthuru	1	2	1	2
Mahchangolhi Dhekunu	1	2	1	2
Mahchangolhi Uthuru	1	2	1	2
Medhu Henveyru	1	4	1	4
Villimale'	1	3	1	3

<b>Fuvahmulaku City Council 3</b>	<b>3</b>	<b>7</b>	<b>3</b>	<b>ފުވާހުމުލާކު ސިޓީ ރާއްޖޭގެ ރަށުގެ ރަށުގެ</b>
Fuvahmulaku Dhekunu	1	2		ފުވާހުމުލާކު ދެކުނު
Fuvahmulaku Medhu	1	2		ފުވާހުމުލާކު މެދު
Fuvahmulaku Uthuru	1	3		ފުވާހުމުލާކު ޅުތެރި
<b>Addu City Councils</b>	<b>7</b>	<b>19</b>	<b>7</b>	<b>އަދު ސިޓީ ރާއްޖޭގެ ރަށުގެ ރަށުގެ</b>
Feydhoo Dhaaira	1	3		ފެއިދު ދާއިރާ
Hithadhoo Dhekunu	1	4		ހިތަދު ދެކުނު
Hithadhoo Medhu	1	2		ހިތަދު މެދު
Hithadhoo Uthuru	1	2		ހިތަދު ޅުތެރި
Hulhudhoo Dhaaira	1	2		ހުލުހުދު ދާއިރާ
Maradhoo Dhaaira	1	3		މަރަދު ދާއިރާ
Meedhoo Dhaaira	1	3		މީދު ދާއިރާ





گورنر 4: پھیل گورنر سوسائٹی، سوسائٹی ایجوکیشنل سوسائٹی، سوسائٹی ایجوکیشنل سوسائٹی، سوسائٹی ایجوکیشنل سوسائٹی

**TABLE 4: DISTRIBUTION OF CANDIDATES APPLIED, WITHDRAWN, REJECTED AND CONTESTED BY POLITICAL PARTIES**

PARTY	نمبر گورنر	گورنر سوسائٹی	سوسائٹی ایجوکیشنل سوسائٹی	گورنر سوسائٹی	گورنر
	Applied	Rejected	Withdrawn	Contested	
Total	1517	23	40	1496	گورنر
AP	0	0	0	0	گورنر
DRP	1	0	0	1	گورنر
JP	105	4	8	93	گورنر
MDA	51	0	1	50	گورنر
MDP	474	2	4	468	گورنر
PPM	548	14	13	521	گورنر
Individuals	380	3	14	363	گورنر

**ބަންދު 5: ރަށުގެ ރައީސުން ދެކޮޅަށް ވަނަ އަހަރުގެ ރަށުގެ ރައީސުން ދެކޮޅަށް**

**TABLE 5: ELECTED MEMBERS FROM PARTIES AND INDIVIDUALS**

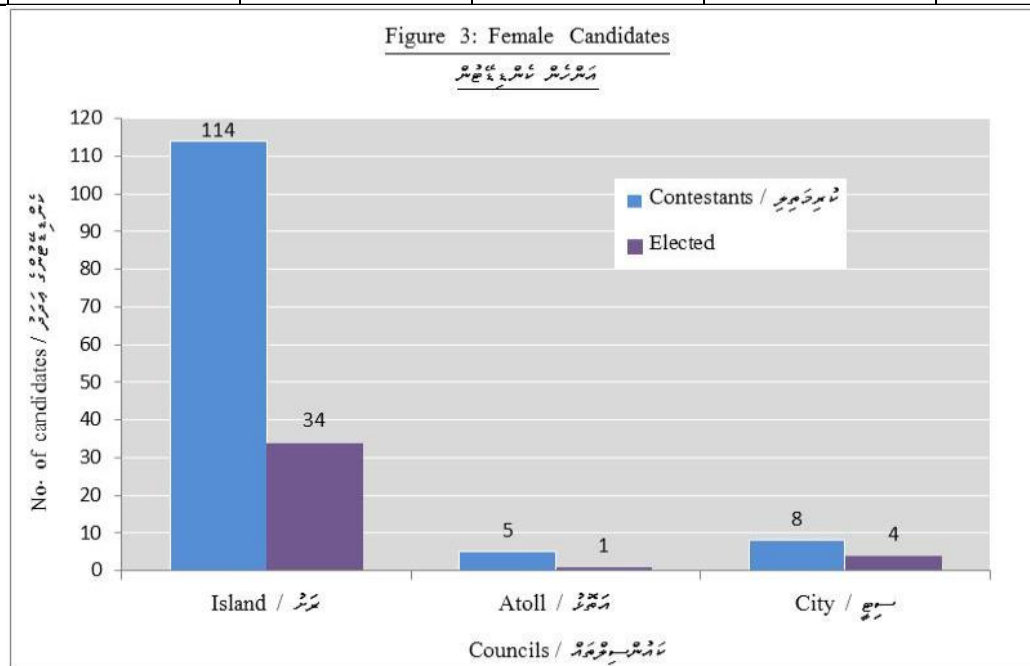
PARTY	ރަށުގެ ރައީސުން ދެކޮޅަށް				Percent	ދިވެހިރާއްޖޭގެ ތެރޭގައި
	TYPE OF COUNCIL CONSTITUENCIES					
	ރަށުގެ ރައީސުން ދެކޮޅަށް	ރަށުގެ ރައީސުން ދެކޮޅަށް	ސިޓީ	މުޅި		
Island	Atoll	City	Total			
Total	563	67	23	653	100	މުޅި
DRP	0	0	1	1	0.15	މުޅި
JP	17	3	0	20	3.06	މުޅި
MDA	18	0	0	18	2.76	މުޅި
MDP	252	41	21	314	48.09	މުޅި
PPM	176	16	1	193	29.56	މުޅި
Individuals	100	7	0	107	16.39	މުޅި



مجموعی: 6: رکنیت کے خواتین

**TABLE 6: FEMALE CANDIDATES**

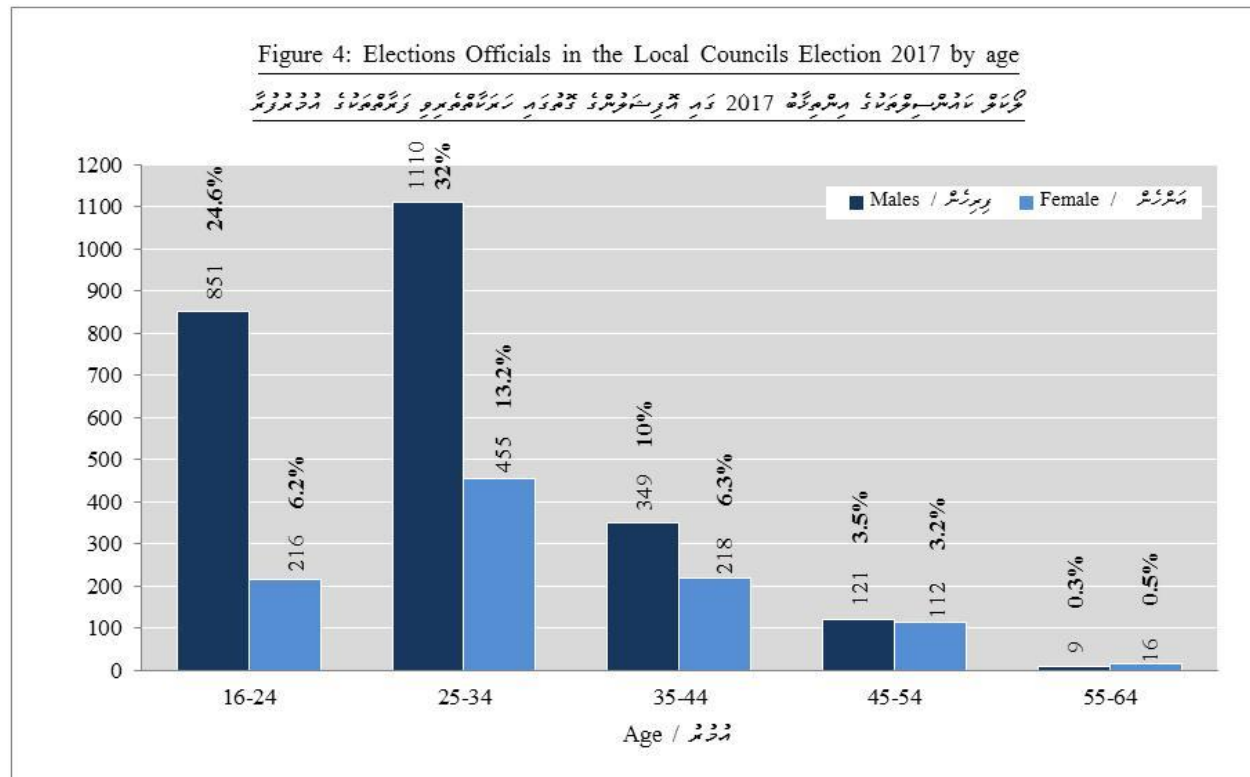
COUNCIL	رکنیت کے خواتین					نازیرت
	Female					
	تعداد کل خواتین	تعداد خواتین	تعداد خواتین کے رکنیت کے خواتین	تعداد خواتین	تعداد خواتین کے رکنیت کے خواتین	
	Total Contestants	Contestants	Percent Contested	Elected	Percent Elected	
Total	1559	127	8.15	39	30.71	مجموعی
Island	1333	114	8.55	34	29.82	جزیرہ
Atoll	165	5	3.03	1	20.00	جزیرہ
City	61	8	13.11	4	50.00	شہر



گورنمنٹ 7: اہل سائنس اور سائنس

**TABLE 7: ELECTION OFFICIALS**

اہل سائنس اور سائنس		
No. of Officials		
مرد	سائرس	مجموعہ
Male	Female	Total
1017	2440	3457

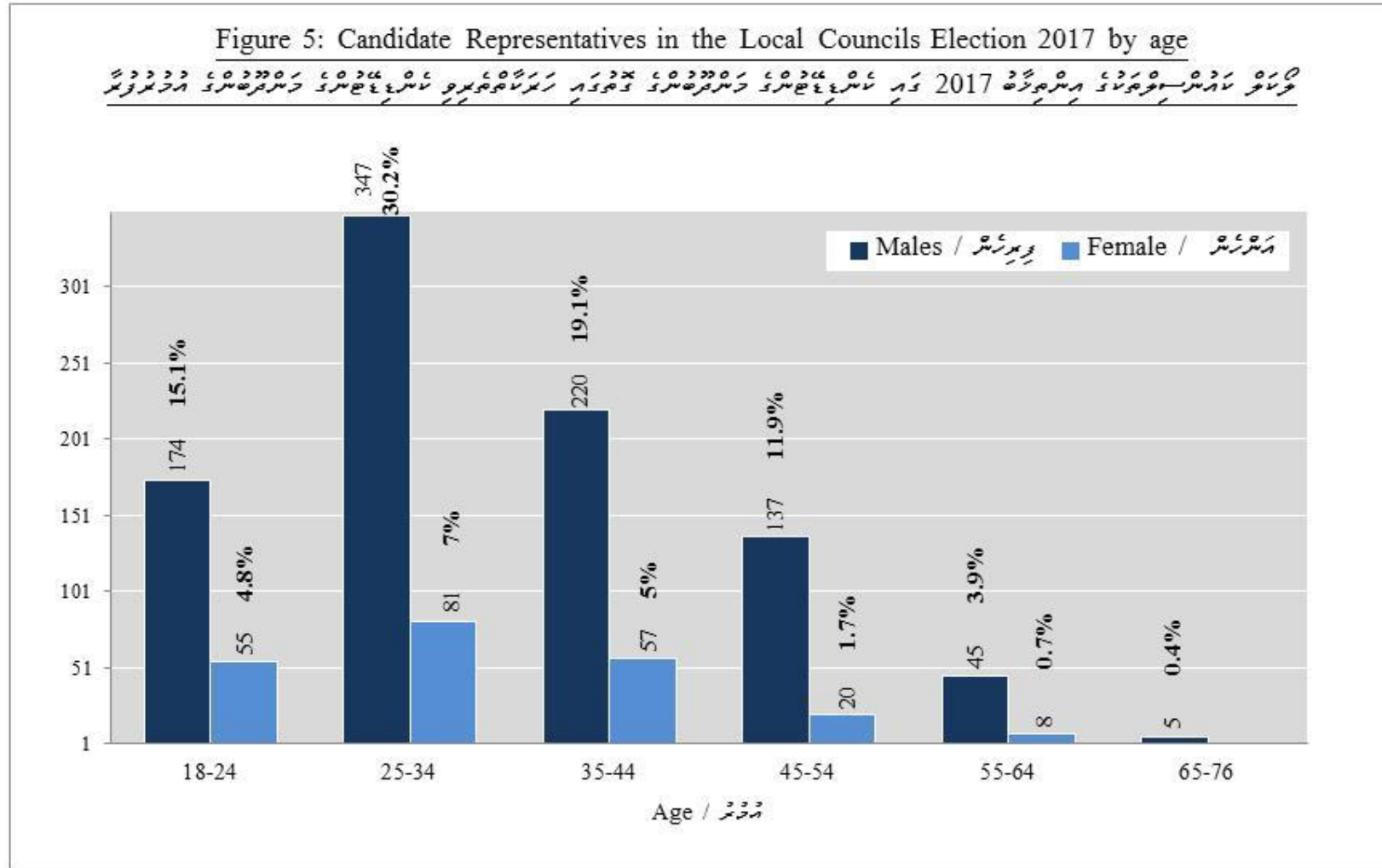


ބަންދު 8: ރަށުގެ ރައީސުން ދިވެހިރާއްޖޭގެ ތެރޭގައި ބަންދު 8: ރަށުގެ ރައީސުން ދިވެހިރާއްޖޭގެ ތެރޭގައި

**TABLE 8: CANDIDATES REPRESENTATIVES**

ރަށުގެ ރައީސުން ދިވެހިރާއްޖޭގެ ތެރޭގައި ބަންދު 8: ރަށުގެ ރައީސުން ދިވެހިރާއްޖޭގެ ތެރޭގައި				
No. of Candidates Representatives				
Dhaaira	މިހިސާބު Male	އިހިސާބު Female	މިހިސާބު Total	ރަށުގެ ރައީސުން
<b>Total</b>	<b>221</b>	<b>928</b>	<b>1149</b>	<b>މިހިސާބު</b>
Haa Alif Atoll	16	101	117	ރ. 117
Haa Dhaalu Atoll	11	59	70	ރ. 70
Shaviyani Atoll	7	45	52	ރ. 52
Noonu Atoll	13	65	78	ރ. 78
Raa Atoll	16	43	59	ރ. 59
Baa Atoll	8	46	54	ރ. 54
Lhaviyani Atoll	17	31	48	ރ. 48
Kaafu Atoll	4	41	45	ރ. 45
Alif Alif Atoll	6	31	37	ރ. 37
Alif Dhaalu Atoll	1	43	44	ރ. 44
Vaavu Atoll	1	7	8	ރ. 8
Meemu Atoll	1	25	26	ރ. 26
Faafu Atoll	6	22	28	ރ. 28
Dhaalu Atoll	4	37	41	ރ. 41

Thaa Atoll	5	36	41	ރ. ރަށުގެ
Laamu Atoll	15	52	67	ރ. ރަށުގެ
Gaafu Alif Atoll	11	71	82	ރ. ރަށުގެ
Gaafu Dhaal Atoll	28	72	100	ރ. ރަށުގެ
Fuvahmulah City	3	11	14	ރ. ރަށުގެ
Addu City	24	37	61	ރ. ރަށުގެ
Malé City	24	53	77	ރ. ރަށުގެ





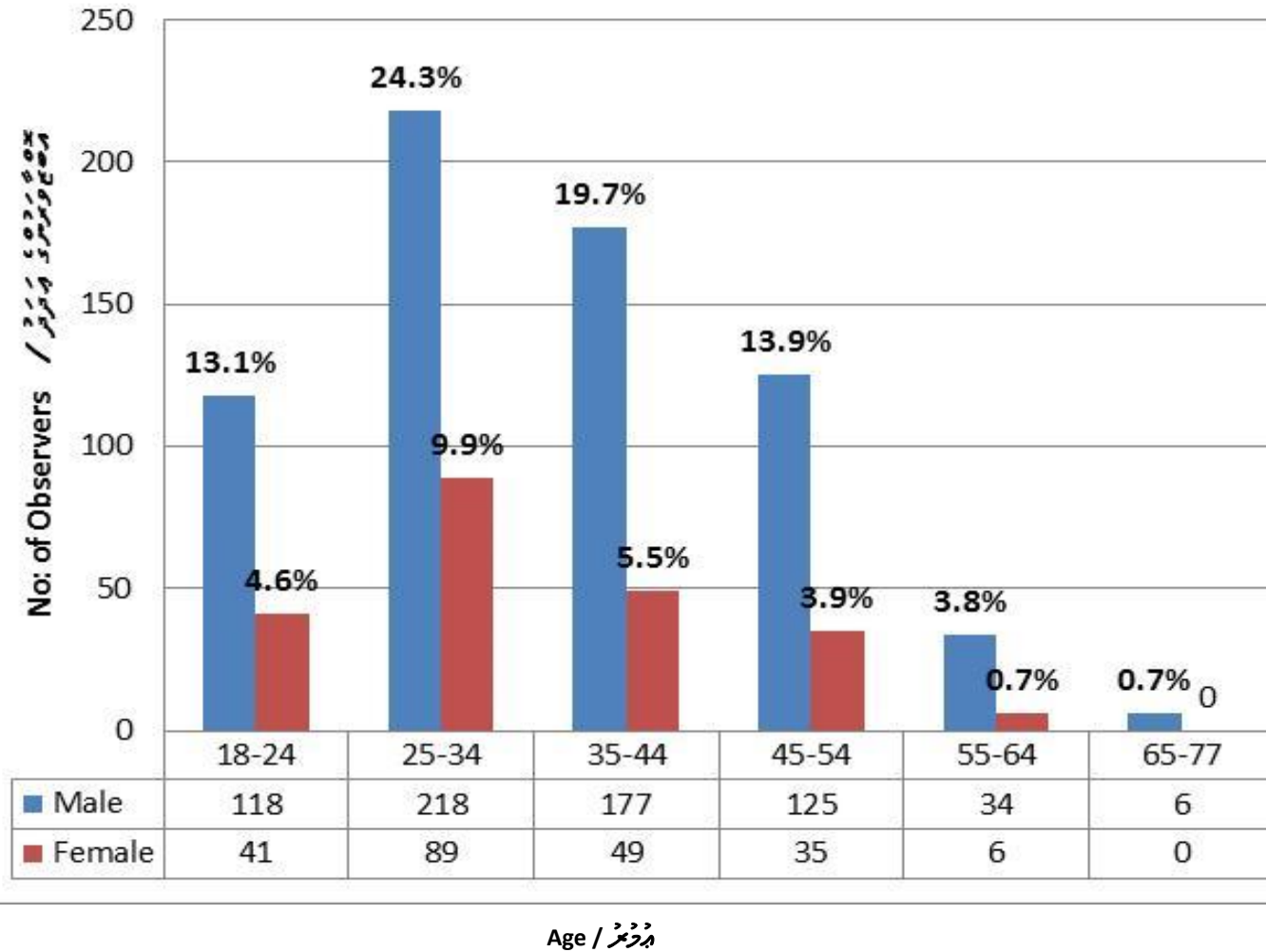
ދިވެހިރާއްޖޭގެ ރައީސުލް ޖުމްހޫރިއްޔާ : 9 ވަނަ އަހަރުގެ ރަށުގެ ރައީސުލް ޖުމްހޫރިއްޔާ

**TABLE 9: OBSERVERS**

Representing	ދިވެހިރާއްޖޭގެ ރައީސުލް ޖުމްހޫރިއްޔާ ގެ ރަށުގެ ރައީސުލް ޖުމްހޫރިއްޔާ				No. of Observers
	މިހިސާބު Male	އިހިސާބު Female	މިހިސާބު Total	ޕްސެންޓް Percent	
<b>Total</b>	<b>678</b>	<b>220</b>	<b>898</b>	<b>100</b>	މިހިސާބު
AP	12	7	19	2.12	މިހިސާބު
JP	9	0	9	1.00	މިހިސާބު
MDA	21	4	25	2.78	މިހިސާބު
MDP	198	59	257	28.62	މިހިސާބު
PPM	373	89	462	51.45	މިހިސާބު
HRCM	22	39	61	6.79	މިހިސާބު
Jamiyya Gallery	1	1	2	0.22	މިހިސާބު
Nika Sports Club		1	1	0.11	މިހިސާބު
Transparency Maldives	16	9	25	2.78	މިހިސާބު
Independent	26	11	37	4.12	މިހިސާބު

Figure 6: Observers in the Local Councils Election 2017 by age

گوانو ناريسوونو ناريسوونو ناريسوونو 2017 ناريسوونوونوونو ناريسوونوونوونو ناريسوونوونوونو  
 ناريسوونوونوونو ناريسوونوونوونو



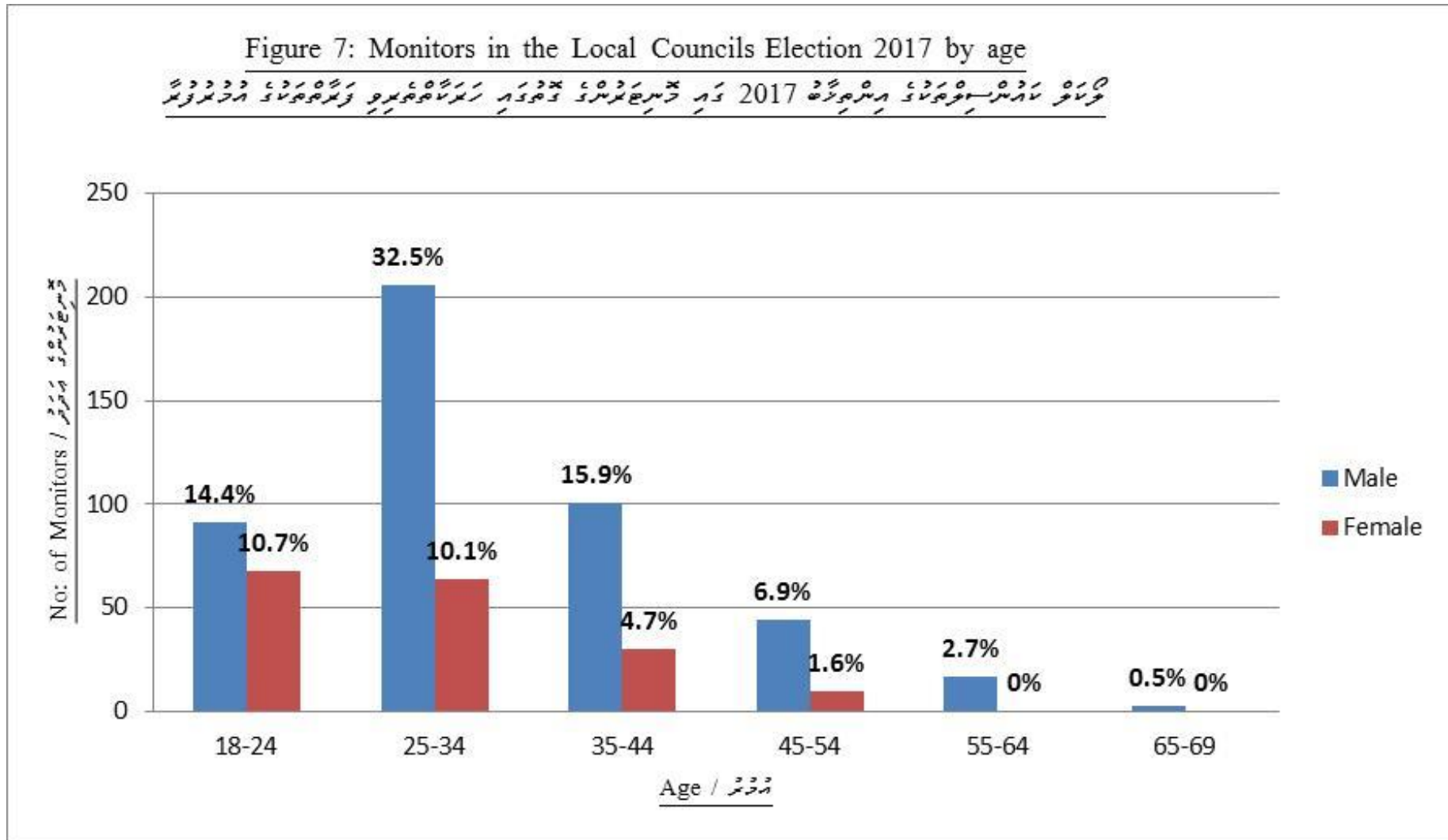
گورنمنٹ : 10 : ایس ایچ ڈی

**Table 10: Foreign Observers**

Country	Participant	Chairman of EMB
Independent Election Commission of Afghanistan (IEC) Afghanistan	Ms. Maliha Hassan Commissioner	Mr. Najeebullah Ahmadzai Chairman
Election Commission of Bangladesh Bangladesh	Khabita Khanam Election Commissioner	Mr. AKM Nurul Huda, Chief Election Commissioner
Election Commission of Pakistan Pakistan	Mr. Nadeem Qasim Director (Elections)	Justice Sardar Muhammad Raza Chief Election Commissioner
Election Commission of Sri Lanka Sri Lanka	Mr. Thilakasiri Dissanayake Herath Secretary EC	Mr. Mahinda Deshapriya Chairman
Central Election Commission of Bosnia and Herzegovina Bosnia & Herzegovina	Dr. Irena Hadziabdic President	Dr. Irena Hadžiabdić President
Election Commission of Bhutan Bhutan	Sangay Dhendup District Election Officer	Chogyal Dago Rigdzin Chief Election Commissioner

<b>ගුණ 11: මාදුරු මැතිවරණ මැතිවරුන්</b>					
<b>TABLE 10: MONITORS</b>					
<b>මාදුරු මැතිවරණ මැතිවරුන්</b>					
<b>No. of Monitors</b>					
News Agency	මැතිවරුන් Male	මැතිවරුන් Female	මුළු Total	මට්ටම Percent	මැතිවරුන්
<b>Total</b>	<b>462</b>	<b>172</b>	<b>634</b>	<b>100</b>	<b>මුළු</b>
Avas Online	10	4	14	2.21	මැතිවරණ මැතිවරුන්
Channel13	12	5	17	2.68	13 මැතිවරුන්
Meedhoo Times	2	5	7	1.10	මැතිවරණ මැතිවරුන්
Mihaaru	18	9	27	4.26	මැතිවරුන්
Mikal Online	4	0	4	0.63	මැතිවරණ මැතිවරුන්
Oaga.mv	4	2	6	0.95	මැතිවරණ මැතිවරුන්
PSM	187	84	271	42.74	මැතිවරණ මැතිවරුන්
Raajje TV	135	30	165	26.03	මැතිවරණ මැතිවරුන්
Sangu TV	7	1	8	1.26	මැතිවරණ මැතිවරුන්
Sun FM	4	1	5	0.79	මැතිවරණ මැතිවරුන්
Sun Magazine	1	2	3	0.47	මැතිවරණ මැතිවරුන්
SUN Media	30	11	41	6.47	මැතිවරණ මැතිවරුන්

Sun Online	1	0	1	0.16	සමස්ත මැතිවරණ
Sun TV	8	2	10	1.58	සමස්ත මැතිවරණ
Uthuru.com	4	0	4	0.63	දිස්ත්‍රික් මැතිවරණ
V Media	23	10	33	5.21	මුළු මැතිවරණ
Vaguthu Online	6	4	10	1.58	මුළු මැතිවරණ
VFP	6	2	8	1.26	මුළු මැතිවරණ



جدول 12: شكاوى الانتخابات

TABLE 11: COMPLAINTS

	إجمالي	النسبة المئوية	
Type of Complaint	Total	Percent	
	119	100.00	شكاوى الانتخابات
<u>Relating to registration</u>	13	10.92	شكاوى تسجيل المرشحين
<u>Relating to Election</u>	106	89.08	شكاوى الانتخابات
Complaints regarding election officials	10	8.40	شكاوى تتعلق بسلوك الموظفين الانتخابيين
Regarding candidacy	3	2.52	شكاوى تتعلق بالترشيح
Regarding informations on voters list	6	5.04	شكاوى تتعلق بقوائم الناخبين
Regarding campaigning	16	13.45	شكاوى تتعلق بالدعاية الانتخابية
Regarding start and end time of polling	7	5.88	شكاوى تتعلق بوقت فتح مراكز الاقتراع
Regarding ballot box location	2	1.68	شكاوى تتعلق بمكان صندوق الاقتراع
Incidents occurred at polling centre	5	4.20	شكاوى تتعلق بالحوادث التي تحدث في مراكز الاقتراع
Regarding ballot paper	10	8.40	شكاوى تتعلق بأوراق الاقتراع





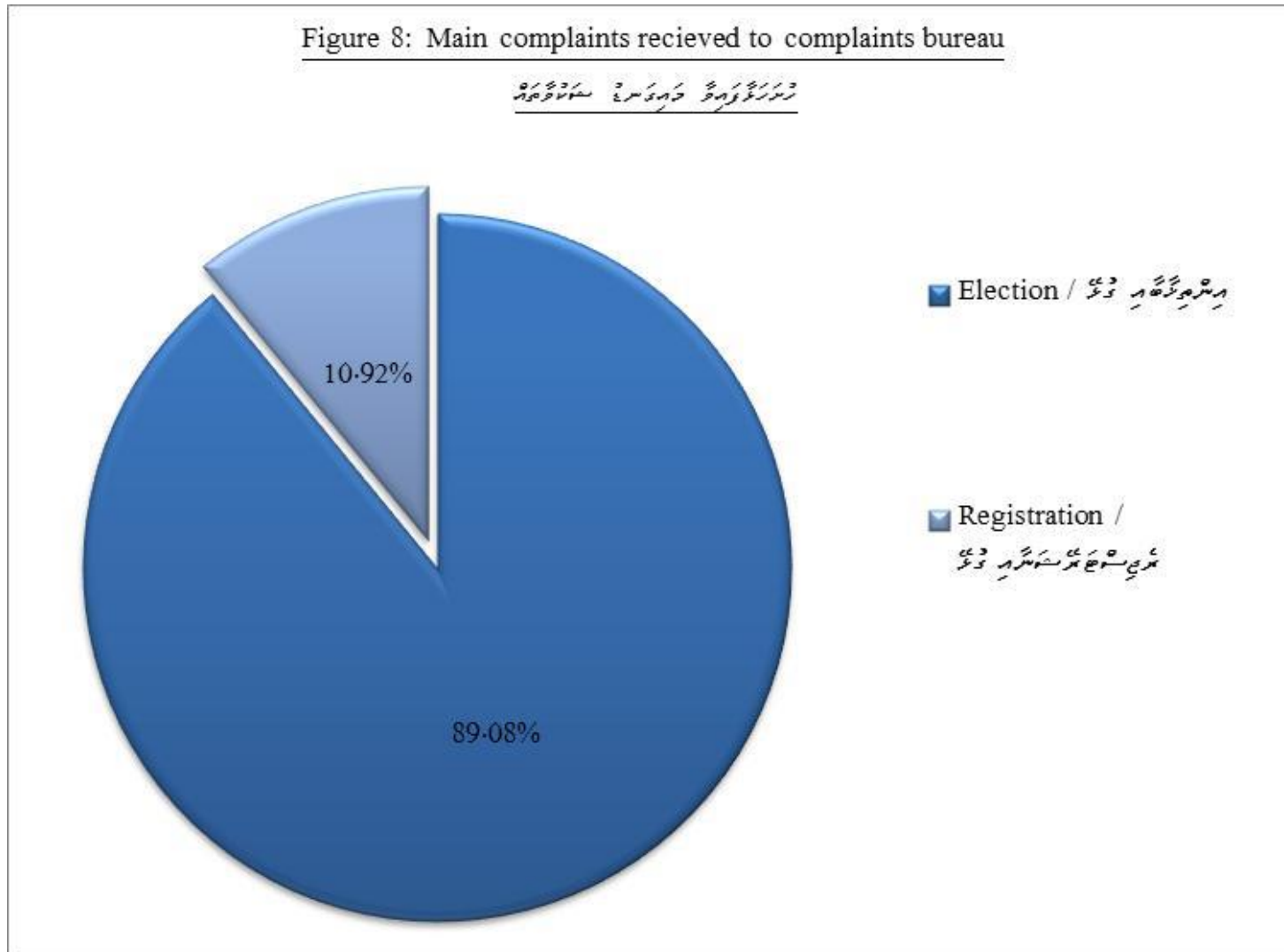
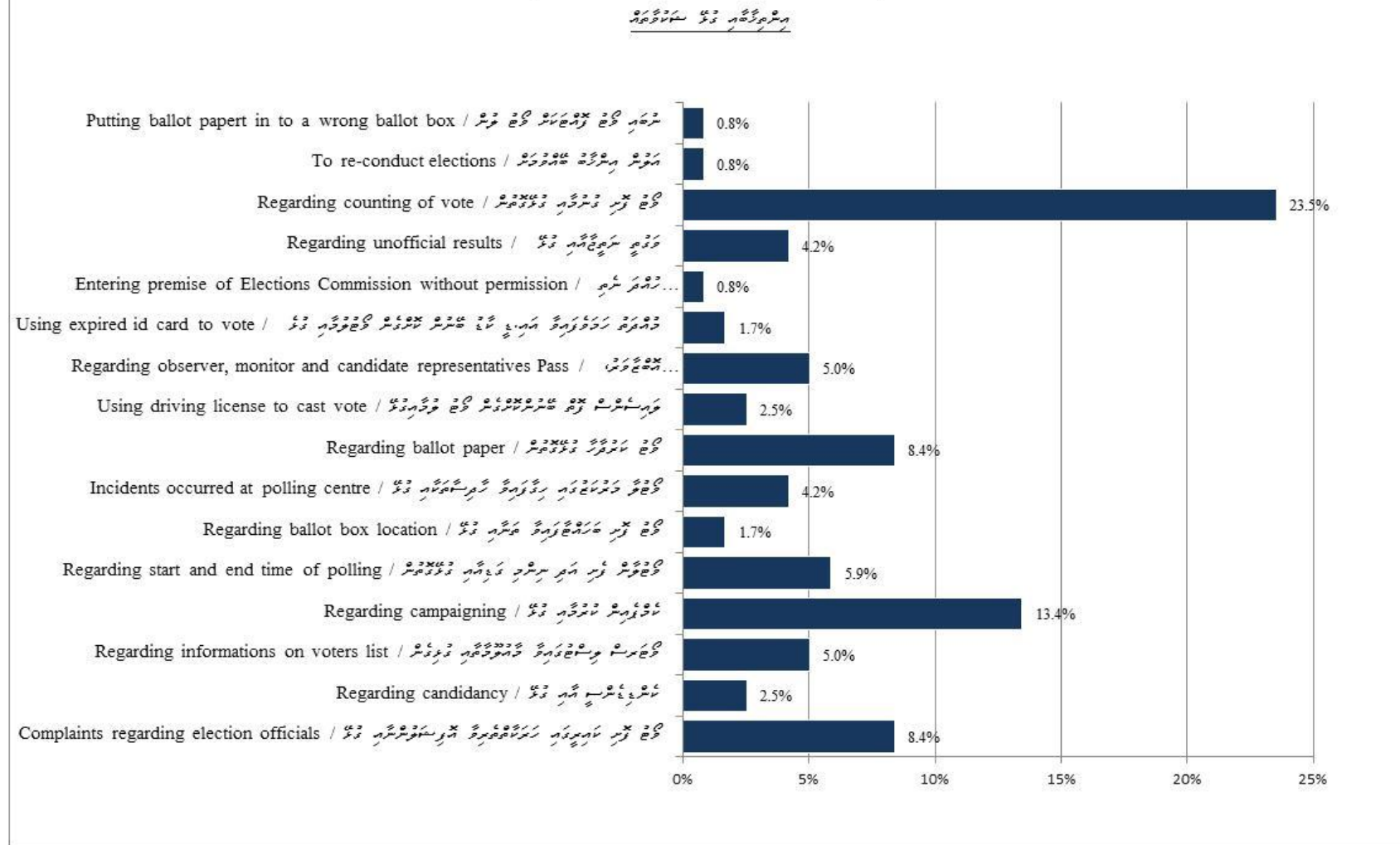


Figure 8.1: Election related complaints



ٽيبل 13: رجسٽريشن ۽ ٽيبلنگ ٽيم (1414) ۾ ڏنل ٻيڙي ٽيبلنگ ٽيم  
**TABLE 12: CALLS RECEIVED BY ELECTION HOTLINE (1414)**

	ڪلي ٽيبلنگ Total	پئرسنٽيج Percent	
Type of Call	5759	100.00	ڪلي ٽيبلنگ
<u>Information</u>	4535	78.75	ڏنل ٽيبلنگ ۽ ٽيبلنگ ٽيم
Registration Inquiries	991	17.21	رجسٽريشن ٽيبلنگ ٽيم ۽ ٽيبلنگ ٽيم
Party inquiries	135	2.34	ٽيبلنگ ٽيم ۽ ٽيبلنگ ٽيم
Candidate application	446	7.74	ٽيبلنگ ٽيم ۽ ٽيبلنگ ٽيم
Inquiries on Local Councils Election	767	13.32	ٽيبلنگ ٽيم ۽ ٽيبلنگ ٽيم
Vote Inquiries	61	1.06	ٽيبلنگ ٽيم ۽ ٽيبلنگ ٽيم
Polling area Inquires	137	2.38	ٽيبلنگ ٽيم ۽ ٽيبلنگ ٽيم
General Information	847	14.71	ٽيبلنگ ٽيم ۽ ٽيبلنگ ٽيم
Other	1151	19.99	ٽيبلنگ ٽيم

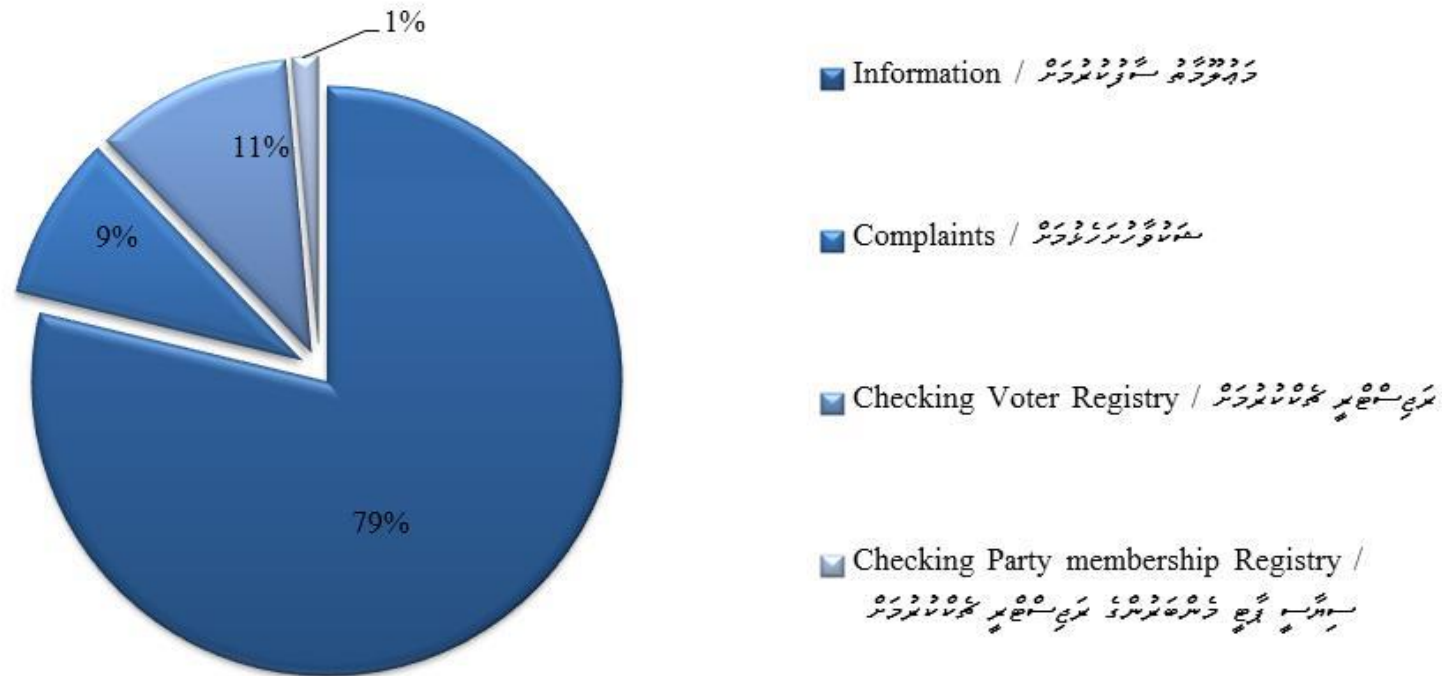
	521	9.05	سواء ما هو زائر أو غير زائر
<u>Complaints</u>			
Registration	118	2.05	مراجعة سجلات الناخبين في الانتخابات
Party Related	26	0.45	مراجعة سجلات الأحزاب
Candidate Related	101	1.75	مراجعة سجلات المرشحين
Vote Related	30	0.52	مراجعة سجلات الأصوات
Other	246	4.27	أخرى
<u>Checking Voter Registry</u>	<b>623</b>	<b>10.82</b>	مراجعة سجلات الناخبين
<u>Checking Party membership Registry</u>	<b>80</b>	<b>1.39</b>	مراجعة سجلات العضوية في الأحزاب

Source: Voters and civic education Section, Election Commission

مراجعة سجلات الناخبين، مراجعة سجلات الأحزاب، مراجعة سجلات المرشحين

Figure 9: Main calls recieved by election hotline 1414

پرسنل سائنس و سوشل سائنس 1414 ہونے والے سائنس سائنس سائنس



گورنر: 14: ریفرنڈم کی اخراجات

TABLE 13: ELECTION EXPENDITURE

ITEM	مجموعہ Total	فیصد Percent	تفصیل
<b>ITEM</b>	<b>46,220,447</b>	<b>100</b>	<b>مجموعہ</b>
<u>Salaries and Wages</u>	<b>6,392,090</b>	<b>13.83</b>	<u>ڈسپنڈنڈ اور ویرج</u>
Salary	4,601,809	9.96	ڈسپنڈنڈ اور ویرج ڈسپنڈنڈ
Allowances	914,733	1.98	ایئر ٹریول ایئر
Overtime	875,548	1.89	ایئر ٹریول ایئر ڈسپنڈنڈ اور ویرج ڈسپنڈنڈ
<u>Travelling Expenses</u>	<b>2,088,451</b>	<b>4.52</b>	<u>ٹریولنگ اخراجات</u>
Local Transport by Sea	1,175,202	2.54	ٹریولنگ اخراجات ایئر ٹریول ایئر ڈسپنڈنڈ اور ویرج ڈسپنڈنڈ
Local Transport by Land	363,500	0.79	ٹریولنگ اخراجات ایئر ٹریول ایئر ڈسپنڈنڈ اور ویرج ڈسپنڈنڈ
Local Transport by Air	423,320	0.92	ٹریولنگ اخراجات ایئر ٹریول ایئر ڈسپنڈنڈ اور ویرج ڈسپنڈنڈ
Overseas Travel	126,429	0.27	ٹریولنگ اخراجات ایئر ٹریول ایئر ڈسپنڈنڈ اور ویرج ڈسپنڈنڈ
<u>Administrative Supplies</u>	<b>4,890,083</b>	<b>10.58</b>	<u>ایئر ٹریول ایئر ڈسپنڈنڈ اور ویرج ڈسپنڈنڈ</u>
Stationary and other requisites	1,517,976	3.28	ایئر ٹریول ایئر ڈسپنڈنڈ اور ویرج ڈسپنڈنڈ
Meals for employees during off hours	2,300,666	4.98	ایئر ٹریول ایئر ڈسپنڈنڈ اور ویرج ڈسپنڈنڈ
Electronic Accessories	39,043	0.08	ایئر ٹریول ایئر ڈسپنڈنڈ اور ویرج ڈسپنڈنڈ
refurbishing	24,931.00	0.05	ایئر ٹریول ایئر ڈسپنڈنڈ اور ویرج ڈسپنڈنڈ

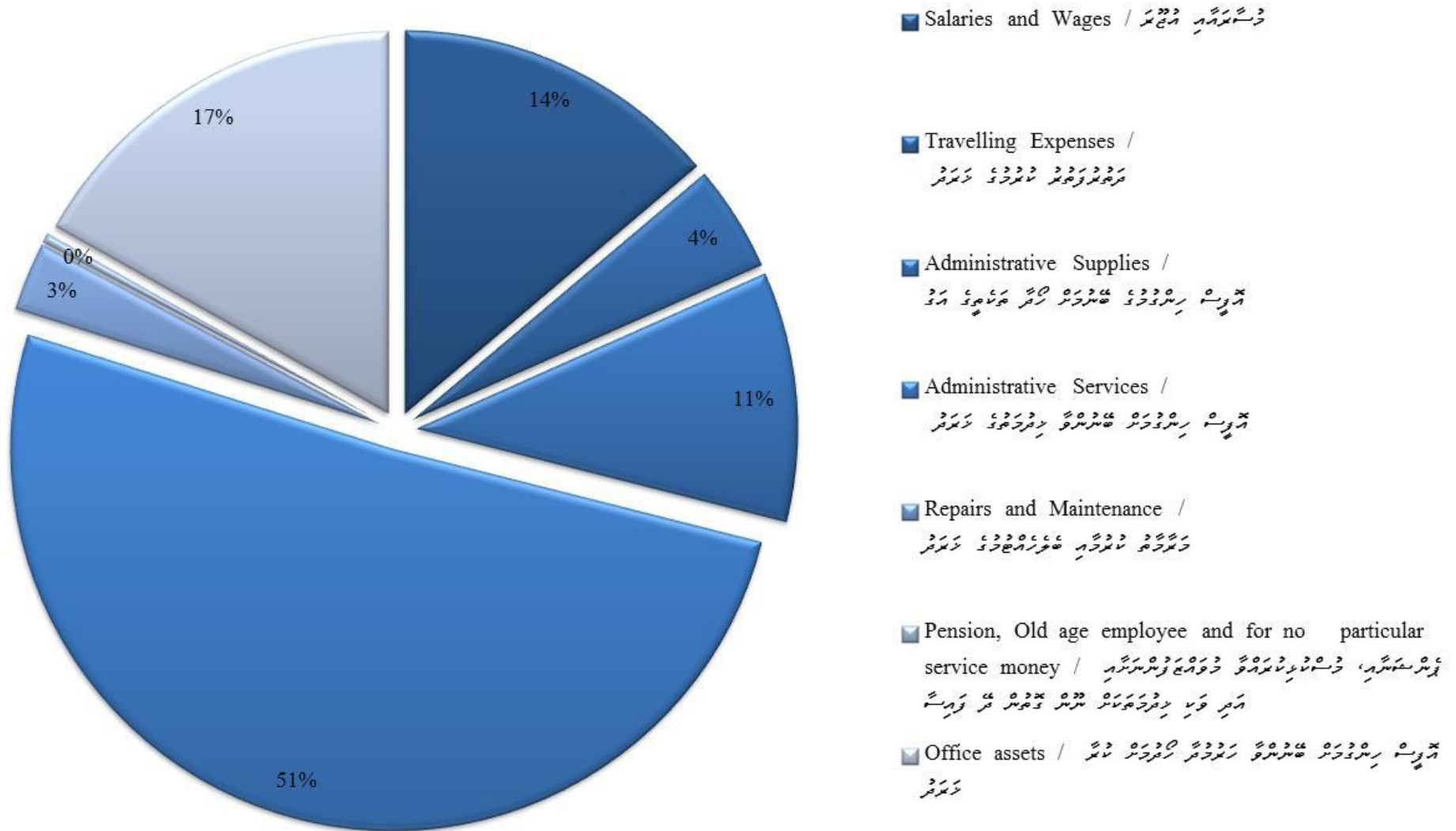
Information Technology	726,396	1.57	انٽرنيٽ ۽ ڊيٽا بيسز جو خرچو
Cleaning supplies	2,219	0.00	نظافت جي سامان جو خرچو
Equipments rental	30,190	0.07	مڪان جو اجراءُ
Meetings and seminars	229,472	0.50	معيشتي اجلاس ۽ سيمينارن جو خرچو
Fuel, engine oil	6,365	0.01	پيٽرول ۽ انجنيئرنگ جو تيل جو خرچو
Other administrative Supplies	12,825	0.03	اداري سامان جو خرچو
<b>Administrative Services</b>	<b>23,524,651</b>	<b>50.90</b>	<b>اداري سروسون جو خرچو</b>
Telephone, fax and Telex	229,203	0.50	ٽيليفون، فڪس ۽ ٽيلڪس جو خرچو
Electric Fee	321,081	0.69	برقي خرچو
Water and Sanitation Services	213,244	0.46	پيئڻي پوري ۽ صحت جي سروسون جو خرچو
Leased line and internet	273,959	0.59	ليزڊ لائين ۽ انٽرنيٽ جو خرچو
Building rent and Land rent	689,038	1.49	بيٺڪن ۽ زمين جو اجراءُ
Supplies for office cleaning	11,723	0.03	اداري نظافت جي سامان جو خرچو
Announcements, Subscriptions and advertisements	159,000	0.34	اعلان، سبسڪريپشن ۽ اڀياس جو خرچو
Carriage charges	429,024	0.93	ٽرانسپورٽ جو خرچو
Consultancy services, Translation service charges	8,999	0.02	مشوري سروسون ۽ ترجمو سروسون جو خرچو
Insurance service fees	3,300	0.01	بيمو سروسون جو خرچو
Prints for personal purpose	4,485,734	9.71	اداري مقصدن لاءِ پرنٽس جو خرچو
Other services	16,700,346	36.13	ٻيا سروسون جو خرچو

<u>Repairs and Maintenance</u>	<b>1,339,228</b>	<b>2.90</b>	دیکھو دیکھو اور دیکھو دیکھو دیکھو دیکھو
Electrical network repairs	267,930	0.58	دیکھو دیکھو دیکھو دیکھو دیکھو
Machineries and Equipment repairs	14,395	0.03	دیکھو دیکھو دیکھو دیکھو دیکھو
Repairs on non-residential buildings	1,056,903	2.29	دیکھو دیکھو دیکھو دیکھو دیکھو
<u>Pension, Old age employee and for no particular service money</u>	<b>193,540</b>	<b>0.42</b>	دیکھو دیکھو دیکھو دیکھو دیکھو
<u>Office assets</u>	<b>7,792,404</b>	<b>16.86</b>	دیکھو دیکھو دیکھو دیکھو دیکھو
Furniture and Fittings	1,078,099	2.33	دیکھو دیکھو دیکھو دیکھو دیکھو
Plant, Machinery and Equipment	766,101	1.66	دیکھو دیکھو دیکھو دیکھو دیکھو
Communicational equipments	137,819	0.30	دیکھو دیکھو دیکھو دیکھو دیکھو
IT hardware	5,255,946	11.37	دیکھو دیکھو دیکھو دیکھو دیکھو
Computer software	536,631	1.16	دیکھو دیکھو دیکھو دیکھو دیکھو
Other Equipments	17,808	0.04	دیکھو دیکھو دیکھو دیکھو دیکھو



Figure 10: Expenditure of Local Councils Election 2017

قوائم المرشحين للانتخابات المحلية 2017 كوكبة المرشحين





<b>HDh. Atoll</b>	<b>59.68</b>	<b>18191</b>	<b>8962</b>	<b>9229</b>	<b>34102</b>	<b>3811</b>	<b>1434</b>	<b>32668</b>	2017
Hanimaadhoo	67.64	1511	753	758	2709	342	48	2661	2017
Finney	69.74	390	203	187	737	79	9	728	2017
Naavaidhoo	80.71	591	306	285	1296	133	16	1280	2017
Hirimaradhoo	73.72	392	186	206	763	104	9	754	2017
Nellaidhoo	71.62	835	403	432	1520	274	30	1490	2017
Nolhivaranfaru	58.98	1331	683	648	1909	446	39	1870	2017
Nolhivaran	70.96	1663	807	856	3279	261	33	3246	2017
Kurinbi	89.28	513	241	272	1345	29	15	1330	2017
Kumundhoo	71.03	1032	516	516	2046	153	87	1959	2017
Neykurendhoo	68.26	986	456	530	1884	133	61	1823	2017
Vaikaradhoo	59.45	1334	668	666	2042	321	56	1986	2017
Makunudhoo	76.40	1157	547	610	2555	94	54	2501	2017
Kulhudhuffushi	41.71	6456	3193	3263	12017	1442	977	11040	2017
<b>Sh. Atoll</b>	<b>73.20</b>	<b>12024</b>	<b>5919</b>	<b>6105</b>	<b>24258</b>	<b>1878</b>	<b>660</b>	<b>23598</b>	2017
Kanditheemu	69.60	1013	505	508	1847	206	28	1819	2017
Noomara	64.44	315	153	162	585	24	30	555	2017
Goidhoo	76.35	499	237	262	991	131	10	981	2017
Feydhoo	56.26	846	396	450	1162	264	79	1083	2017
Bilehfahi	93.33	495	241	254	1373	3	8	1365	2017
Feevah	77.41	735	364	371	1610	85	39	1571	2017
Narudhoo	90.82	403	203	200	966	132	21	945	2017
Milandhoo	80.65	1612	766	846	3652	73	115	3537	2017





Kamadhoo	86.31	336	173	163	852	18	6	846	2017
Kendhoo	83.02	854	393	461	2053	74	39	2014	2017
Kihaadhoo	80.97	310	159	151	705	48	6	699	2017
Dhonfanu	71.13	388	190	198	690	136	42	648	2017
Dharavandhoo	61.07	804	399	405	1385	88	24	1361	2017
<b>Lh. Atoll</b>	<b>74.74</b>	<b>9331</b>	<b>4489</b>	<b>4842</b>	<b>30273</b>	<b>1360</b>	<b>1573</b>	<b>28700</b>	2017
Hinnavaru	80.99	3634	1780	1854	14250	356	678	13572	2017
Naifaru	65.60	3767	1782	1985	11670	677	781	10889	2017
Kurendhoo	78.48	1459	699	760	3223	212	102	3121	2017
Olhuvelifushi	88.11	471	228	243	1130	115	12	1118	2017
<b>K. Atoll</b>	<b>80.64</b>	<b>8828</b>	<b>4232</b>	<b>4596</b>	<b>19951</b>	<b>1310</b>	<b>387</b>	<b>19564</b>	2017
Kaashidhoo	79.62	1634	781	853	3745	152	126	3619	2017
Gaafaru	89.70	903	433	470	2345	55	15	2330	2017
Dhiffushi	63.15	871	440	431	1554	96	33	1521	2017
Thulusdhoo	74.00	1000	478	522	1791	422	14	1777	2017
Huraa	88.66	741	368	373	1940	29	19	1921	2017
Hinmafushi	88.28	734	329	405	1812	132	27	1785	2017
Gulhi	80.41	587	268	319	1197	217	36	1161	2017
Maafushi	79.73	1115	563	552	2461	160	18	2443	2017
Guraidhoo	84.63	1243	572	671	3106	47	99	3007	2017
<b>AA. Atoll</b>	<b>85.54</b>	<b>5159</b>	<b>2431</b>	<b>2728</b>	<b>12174</b>	<b>1054</b>	<b>246</b>	<b>11928</b>	2017
Mathiveri	90.43	575	261	314	1467	93	9	1458	2017
Bodufulhadhoo	81.78	516	248	268	1188	78	9	1179	2017
Feridhoo	76.53	554	260	294	1070	202	30	1040	2017

Maalhos	93.76	513	267	246	1428	15	18	1410	2017
Himandhoo	82.65	490	229	261	1092	111	6	1086	2017
Thoddoo	77.15	1208	587	621	2391	406	111	2280	2017
Rasdhoo	97.10	689	275	414	1876	131	42	1834	2017
Ukulhas	91.21	614	304	310	1662	18	21	1641	2017
<b>ADh. Atoll</b>	<b>82.56</b>	<b>7255</b>	<b>3486</b>	<b>3769</b>	<b>16284</b>	<b>1586</b>	<b>284</b>	<b>16000</b>	2017
Dhangethi	80.21	677	324	353	1414	215	15	1399	2017
Dhigurah	88.25	434	199	235	1109	40	3	1106	2017
Fenfushi	89.29	672	324	348	1762	38	21	1741	2017
Maamigili	77.45	1969	969	1000	4187	298	111	4076	2017
Hangyaameedhoo	90.34	507	238	269	1158	206	5	1153	2017
Omadhoo	83.24	710	355	355	1374	399	51	1323	2017
Kunburudhoo	88.65	414	182	232	949	152	9	940	2017
Mahibadhoo	81.08	1559	744	815	3607	185	60	3547	2017
Mandhoo	82.75	313	151	162	724	53	9	715	2017
<b>V. Atoll</b>	<b>77.72</b>	<b>1822</b>	<b>879</b>	<b>943</b>	<b>3956</b>	<b>293</b>	<b>79</b>	<b>3877</b>	2017
Fulidhoo	89.68	339	150	189	896	16	6	890	2017
Thinadhoo	65.87	167	87	80	293	37	9	284	2017
Felidhoo	81.44	458	210	248	1017	100	31	986	2017
Keyodhoo	76.12	578	282	296	1261	59	24	1237	2017
Rakeedhoo	67.50	280	150	130	489	81	9	480	2017

<b>M. Atoll</b>	<b>72.43</b>	<b>5068</b>	<b>2486</b>	<b>2582</b>	<b>9707</b>	<b>1300</b>	<b>163</b>	<b>9544</b>	ڪل ووٽر
Veyvah	91.43	210	93	117	519	57	9	510	ڪل ووٽر
Muli	61.42	692	343	349	1069	206	30	1039	ڪل ووٽر
Dhiggaru	79.60	1005	489	516	1965	432	22	1943	ڪل ووٽر
Maduvvari	75.74	544	276	268	1079	154	24	1055	ڪل ووٽر
Mulah	66.13	1243	613	630	2264	202	33	2231	ڪل ووٽر
Naalaafushi	82.93	375	179	196	837	96	15	822	ڪل ووٽر
Kolhufushi	70.97	999	493	506	1974	153	30	1944	ڪل ووٽر
<b>F. Atoll</b>	<b>94.91</b>	<b>3573</b>	<b>1914</b>	<b>1659</b>	<b>9753</b>	<b>416</b>	<b>125</b>	<b>9628</b>	ڪل ووٽر
Feeali	85.10	765	395	370	1868	85	27	1841	ڪل ووٽر
Bilehdhoo	85.39	890	423	467	2202	80	56	2146	ڪل ووٽر
Magoodhoo	90.34	528	267	261	1391	40	18	1373	ڪل ووٽر
Dharanboodhoo	92.26	349	156	193	946	20	3	943	ڪل ووٽر
Nilandhoo	113.45	1041	673	368	3346	191	21	3325	ڪل ووٽر
<b>Dh. Atoll</b>	<b>84.62</b>	<b>5207</b>	<b>2571</b>	<b>2636</b>	<b>15096</b>	<b>1364</b>	<b>296</b>	<b>14800</b>	ڪل ووٽر
Meedhoo	87.74	954	444	510	2448	63	24	2424	ڪل ووٽر
Bandidhoo	80.22	627	295	332	1352	157	15	1337	ڪل ووٽر
Rinbudhoo	71.94	310	149	161	551	118	39	512	ڪل ووٽر
Hulhudheli	97.79	544	305	239	1396	200	27	1369	ڪل ووٽر
Maaenboodhoo	77.73	732	353	379	1423	278	42	1381	ڪل ووٽر
Kudahuvadhoo	85.39	2040	1025	1015	7926	548	149	7777	ڪل ووٽر

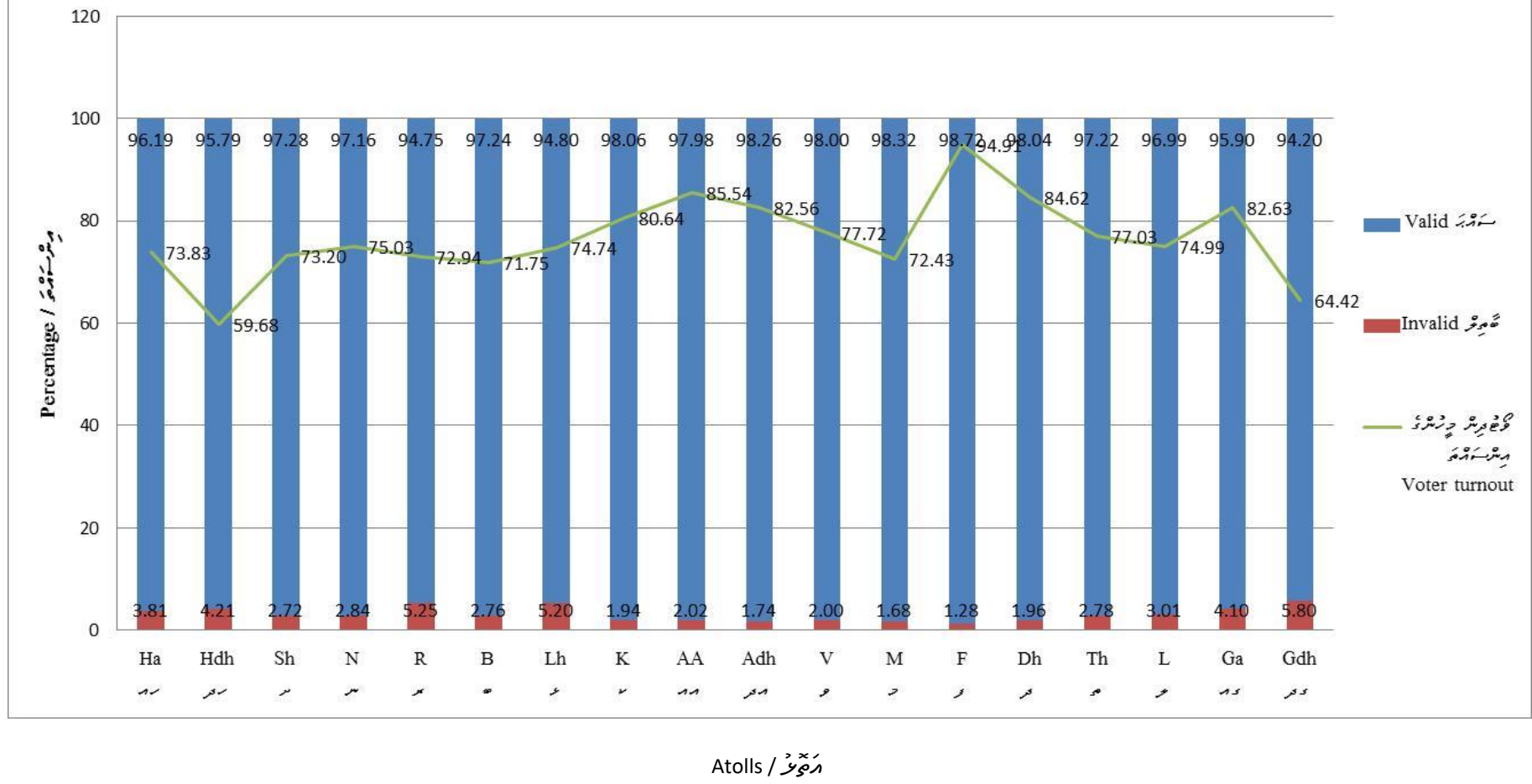






Figure11: Percentage of valid, invalid and voter turnout for island council

ރަށުގެ ރައީސުލް ޖުމްހޫރިއްޔާ، ޖުމްހޫރިއްޔާގެ ބައިވެރިވާން ވާނީ ބަނޑު ދެއްވާ ބަނޑު ދެއްވާ ބަނޑު





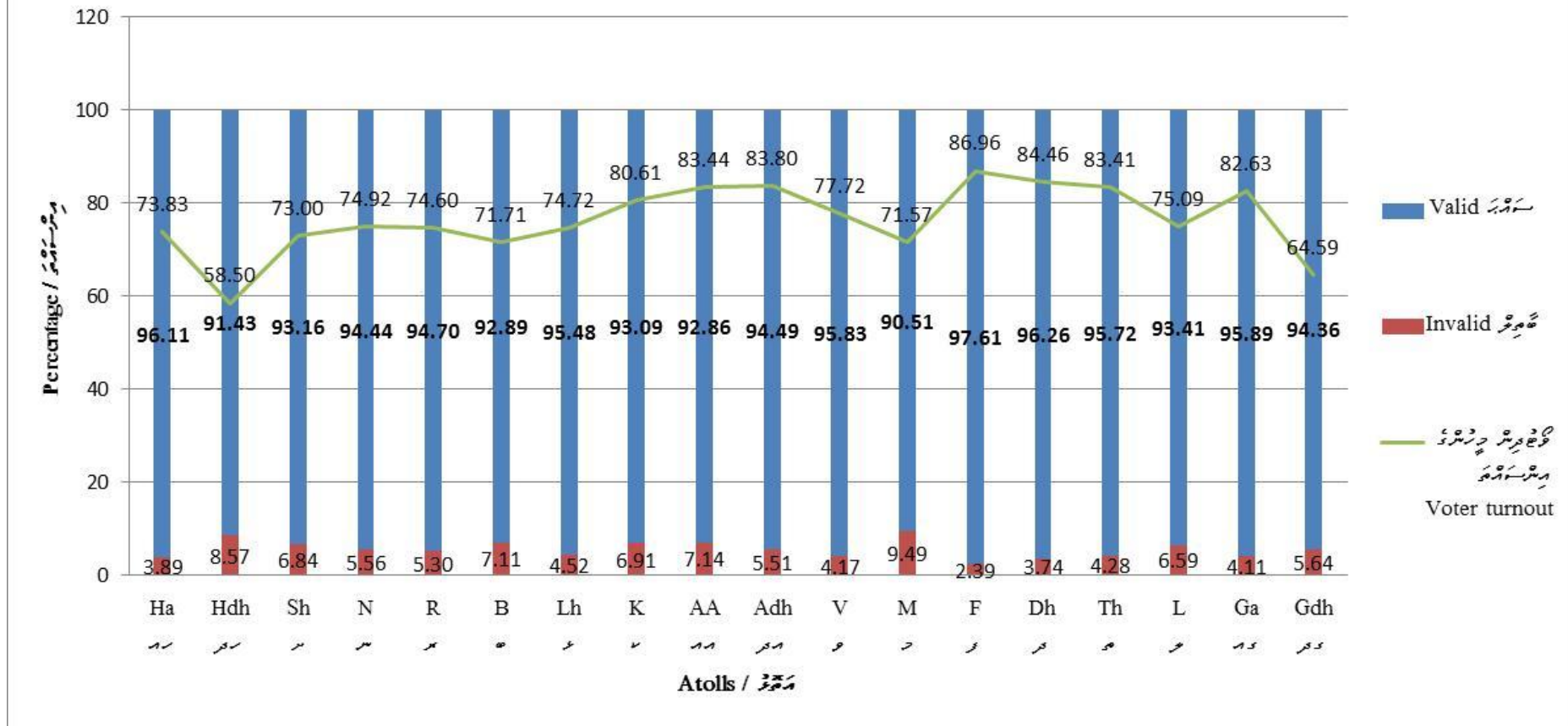
<b>N. Atoll</b>	<b>74.92</b>	<b>11535</b>	<b>5675</b>	<b>5860</b>	<b>8628</b>	<b>0</b>	<b>480</b>	<b>8148</b>	س. ټولټاکنيز
Holhudhoo	73.50	2909	1412	1497	2138		127	2011	ټولټاکنيز
Ken'dhikulhudhoo	74.10	2961	1474	1487	2192		102	2090	نارينهو ټولټاکنيز
Manadhoo	75.29	2845	1407	1438	2142		132	2010	ټولټاکنيز
Velidhoo	76.88	2820	1382	1438	2156		119	2037	خواتون ټولټاکنيز
<b>R. Atoll</b>	<b>74.60</b>	<b>15187</b>	<b>7354</b>	<b>7833</b>	<b>11330</b>	<b>0</b>	<b>601</b>	<b>10729</b>	س. ټولټاکنيز
Alifushi	71.07	3315	1642	1673	2356		138	2218	نارينهو ټولټاکنيز
Dhuvaafaru	71.93	3049	1489	1560	2193		126	2067	ټولټاکنيز
Inguraidhoo	84.18	2820	1351	1469	2374		156	2218	نارينهو ټولټاکنيز
Maduvvari	70.52	3050	1420	1630	2151		82	2069	ټولټاکنيز
Ungoofaaru	76.40	2953	1452	1501	2256		99	2157	نارينهو ټولټاکنيز
<b>B. Atoll</b>	<b>71.71</b>	<b>10068</b>	<b>4884</b>	<b>5184</b>	<b>7219</b>	<b>0</b>	<b>513</b>	<b>6706</b>	س. ټولټاکنيز
Eydhafushi	69.35	3807	1838	1969	2640		167	2473	نارينهو ټولټاکنيز
Kendhoo	76.43	3127	1530	1597	2389		191	2198	نارينهو ټولټاکنيز
Thulhaadhoo	69.88	3134	1516	1618	2190		155	2035	ټولټاکنيز
<b>Lh. Atoll</b>	<b>74.72</b>	<b>9331</b>	<b>4489</b>	<b>4842</b>	<b>6972</b>	<b>0</b>	<b>315</b>	<b>6657</b>	س. ټولټاکنيز
Hinnavaru	80.99	3634	1780	1854	2943		74	2869	نارينهو ټولټاکنيز
Kurendhoo	80.78	1930	927	1003	1559		70	1489	نارينهو ټولټاکنيز
Naifaru	65.57	3767	1782	1985	2470		171	2299	نارينهو ټولټاکنيز
<b>K. Atoll</b>	<b>80.61</b>	<b>8828</b>	<b>4232</b>	<b>4596</b>	<b>7115</b>	<b>0</b>	<b>492</b>	<b>6623</b>	س. ټولټاکنيز
Guraidhoo	81.90	2945	1403	1542	2412		163	2249	ټولټاکنيز
Kaashidhoo	83.17	2537	1214	1323	2110		68	2042	نارينهو ټولټاکنيز
Thulusdhoo	77.53	3346	1615	1731	2593		261	2332	ټولټاکنيز





Figure 12: Percentage of valid, invalid and voter turnout for atoll council

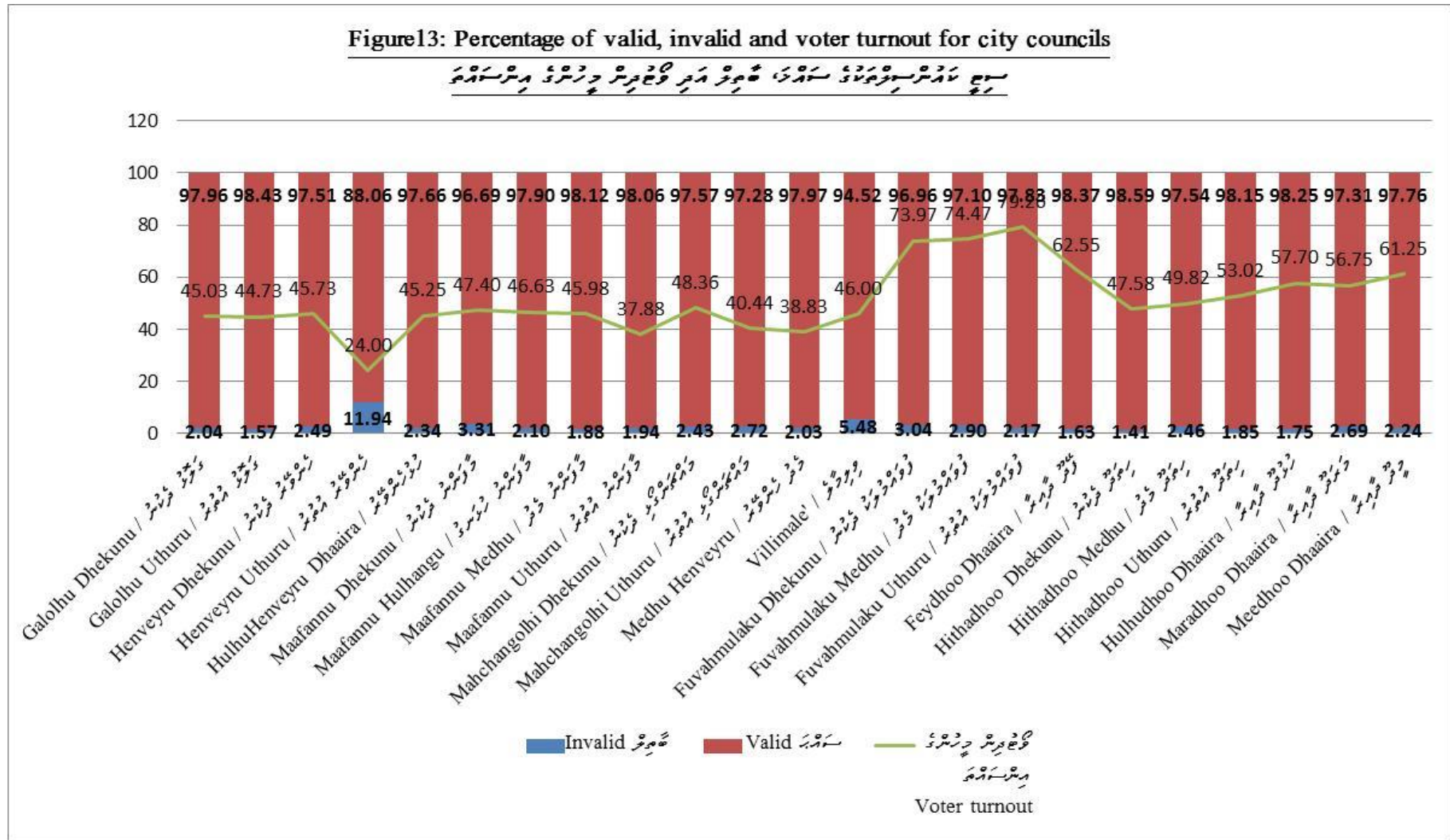
ඡන්ද විකේතුවේ වලංගු, අවලංගු සහ ඡන්ද පිරිසිදු කිරීමේ ප්‍රතිශතය







<b>Addu City</b>	<b>55.32</b>	<b>24000</b>	<b>11775</b>	<b>12225</b>	<b>13277</b>	<b>262</b>	<b>13015</b>	މާލެ ސަރުކާރުގެ ގެޒެޓް
Feydhoo Dhaaira	62.55	3925	1923	2002	2455	40	2415	މާލެ ސަރުކާރުގެ ގެޒެޓް
Hithadhoo Dhekunu	47.58	3884	1944	1940	1848	26	1822	މާލެ ސަރުކާރުގެ ގެޒެޓް
Hithadhoo Medhu	49.82	3667	1792	1875	1827	45	1782	މާލެ ސަރުކާރުގެ ގެޒެޓް
Hithadhoo Uthuru	53.02	3774	1896	1878	2001	37	1964	މާލެ ސަރުކާރުގެ ގެޒެޓް
Hulhudhoo Dhaaira	57.70	2773	1312	1461	1600	28	1572	މާލެ ސަރުކާރުގެ ގެޒެޓް
Maradhoo Dhaaira	56.75	2555	1248	1307	1450	39	1411	މާލެ ސަރުކާރުގެ ގެޒެޓް
Meedhoo Dhaaira	61.25	3422	1660	1762	2096	47	2049	މާލެ ސަރުކާރުގެ ގެޒެޓް







2017 ڄوڻو ٺاڙيسو ٺوڻو ٺاڙيسو ٺوڻو ٺاڙيسو

ٺوڻو ٺاڙيسو ٺوڻو ٺاڙيسو

LOCAL COUNCILS ELECTION 2017

STATISTICAL REPORT